

Practibox S

A WELL-DESIGNED
RANGE



-> CATALOGUE PAGES INSIDE

READY TO USE CABINETS
FROM 4 TO 72 MODULES

GLOBAL SPECIALIST
IN ELECTRICAL AND DIGITAL BUILDING INFRASTRUCTURES

 **legrand**[®]

PRACTIBOX S

A WELL-DESIGNED RANGE OF CABINETS

WELL-DESIGNED, BECAUSE IT FITS IN INSTALLATION PRACTICES THROUGHOUT THE WORLD, ALLOWING EVERYONE TO APPRECIATE THE EASE OF INSTALLATION AND WIRING OF ITS CABINETS, WHILE OFFERING MAXIMUM USER CONVENIENCE WITH A WIDE CHOICE OF SIZES. ALSO WELL-DESIGNED IN THAT ITS CABINETS ARE NOT AFRAID TO BE ON SHOW DUE TO THEIR ATTRACTIVE APPEARANCE DESIGNED FOR THE RESIDENTIAL SECTOR, BOTH HOUSES AND FLATS, AND FOR SMALL OFFICE BUILDINGS. THIS INGENIOUS RANGE HAS NUMEROUS FEATURES WHICH WILL SEDUCE YOU, INCLUDING LEGRAND'S FAMED QUALITY.



A TIMELESS STREAMLINED DESIGN WHICH BLENDS IN HARMONIOUSLY AT HOME AND IN THE WORKPLACE.

CONTENTS

PRACTIBOX S

A range which adapts to you..... 2

FLUSH-MOUNTING CABINETS

The solution which can be incorporated in any wall..... 4

SURFACE-MOUNTING CABINETS

The ideal solution for refurbishment..... 6

CATALOGUE PAGES..... 8



WITH NO PROTRUDING EDGES, A GENTLY ROUNDED SHAPE SOFTENS THE APPEARANCE OF THIS RANGE

PRACTIBOX S

A RESISTANT & COMPREHENSIVE RANGE

Covers the whole range of needs on your work sites

Thanks to an extensive offer scope, Practibox S cabinets adapt to any configuration regardless of the type of installation, flush-mounted in concrete, brick or dry partitions, or even surface-mounted. Resistant to impacts and fire up to 850°, they all comply with the applicable standards.



SURFACE-MOUNTING VERSION

Supplied with:

- smoked frosted transparent door or white door
- without terminal blocks or
- with earth terminal block or
- with neutral and earth terminal blocks

FLUSH-MOUNTING VERSION

• for concrete and bricks or for dry partitions

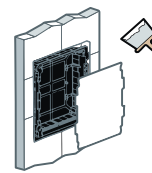
Supplied with:

- smoked frosted transparent door or white door
- without terminal blocks or
- with earth terminal block or
- with neutral and earth terminal blocks

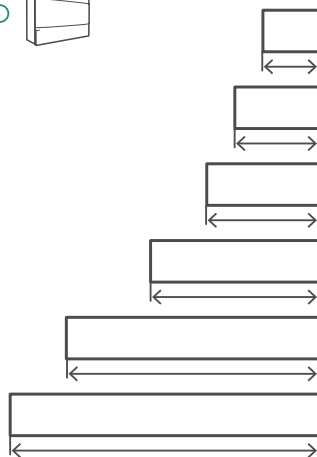
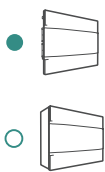
NEW PACKAGING,
CONTAINING CLEARLY-LEGIBLE
INFORMATION TO MAKE PRODUCT
SELECTION EASIER



CUT-OUT ON THE BACK OF THE
PACKAGING. PROTECTS THE
FLUSH-MOUNTING BOX DURING
INSTALLATION



AVAILABLE IN:
• 4, 6, 8, 12, 18, 22 MODULES
• 1 TO 4 ROWS



4 M	● ○				
6 M	●				
8 M	● ○				
12 M	● ○	● ○	● ○	● ○	
18 M	● ○	● ○	● ○	● ○	
22 M	● ○				

THE GUARANTEE OF A HIGH-QUALITY RANGE WHICH COMPLIES WITH THE STANDARDS

IEC 60670-24

FOR CREATING INSTALLATIONS COMPLIANT
WITH STANDARD IEC 61439-3



CLASS II



IP 40



IK 07

FLUSH-MOUNTING CABINETS

THE SOLUTION WHICH CAN BE INCORPORATED IN ANY WALL

Ease and speed of installation and wiring

In concrete, brick or in dry partitions, Practibox S flush-mounting cabinets have been designed to simplify installation and wiring, thus saving a significant amount of time on work sites, while ensuring a perfect finish, Legrand's commitment to quality.



FIRE RESISTANCE

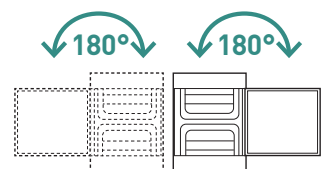
MASONRY VERSION

up to 650°

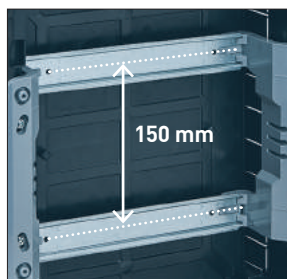


DRY PARTITIONS VERSION

up to 850°



CABINET AND REVERSIBLE DOORS. DOOR OPENS TO 180°



1 FIXING DISTANCE BETWEEN RAILS
Optimised wiring space for easier access to terminals.



2 REMOVABLE FRAME
Allows wiring in the workshop. Vertical level adjustment possible thanks to the oblong holes.



3 IDENTIFICATION OF SCREWS
Marking which helps identify the screws to be used:

- long screws: frame
- short screws: faceplate

Compatible with flat-blade or Phillips screwdrivers.




4 HORIZONTAL TERMINAL BLOCKS
Cabinets equipped with terminal blocks (earth or neutral and earth) which can easily accommodate terminal blocks. Easy toolless installation.



5 SLOTS FOR SIDE TERMINAL BLOCKS
Option of adding IP 2X terminal blocks. Easy toolless installation.



6 CABLE ENTRIES
Cut-out entries all around the box for feeding through cables or trunking.

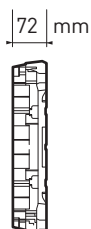


7 FIXING LUGS
These are supplied directly with the cabinets for dry partitions.

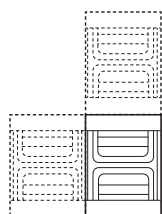


8 KEY-OPERATED LOCK
Cut-out slot on the door for key-operated lock.

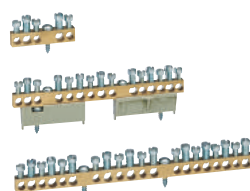
NUMEROUS ADVANTAGES




SLIM DIMENSIONS OR EASY INTEGRATION, EVEN IN DRY PARTITIONS



OPTION OF JOINING CABINETS WITH A DEDICATED KIT. TO BE ORDERED SEPARATELY



POSSIBILITY TO ACCOMMODATE BARE BRASS TERMINAL BLOCKS (EARTH AND/OR NEUTRAL)




POSSIBILITY TO ADD BARE BRASS TERMINALS TO TERMINAL BLOCK SUPPLIED WITH THE CABINETS


SURFACE-MOUNTING CABINETS

THE IDEAL SOLUTION FOR REFURBISHMENT


Easier,
faster wiring

Practibox S surface-mounting cabinets have been designed in the same way as the flush-mounting cabinets, with the same aim in mind: saving time while making it easier to do the wiring in greater comfort. However, some variants are associated with the surface-mounting cabinet configuration.







1 FIXING DISTANCE BETWEEN RAILS
Optimised wiring space for easier access to terminals.



2 EASIER RAIL FITTING
Allows prewiring in the workshop. Simplified rail fitting, without screws or tools.




3 VERTICAL LEVEL ADJUSTMENT AND INSTALLATION TEMPLATE
Vertical level adjustment possible thanks to the oblong holes. Fixing centre dimensions marked on the back of the cabinet.




4 HORIZONTAL TERMINAL BLOCKS
Cabinets equipped with terminal blocks (earth or neutral and earth) or which can easily accommodate terminal blocks. Easy toolless installation.



5 CABLE ENTRIES
Cut-out entries on the sides for feeding through trunking.



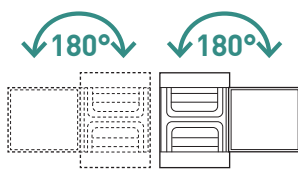
6 TRUNKING FEEDTHROUGH
Cut-out entries for feeding through trunking from the top or bottom, depending on the cabinet position.




7 CABLE TIE SUPPORTS
Used to optimise cable organisation.




8 KEY-OPERATED LOCK
Cut-out slot on the door for key-operated lock.



CABINET AND REVERSIBLE DOORS.
DOOR OPENS TO 180°




POSSIBILITY TO ACCOMMODATE BARE BRASS TERMINAL BLOCKS (EARTH AND/OR NEUTRAL)



POSSIBILITY TO ADD BARE BRASS TERMINALS TO TERMINAL BLOCK SUPPLIED WITH THE CABINETS

Practibox S surface mounting

cabinets from 4 to 72 modules



Technical characteristics p. 11

Allows to achieve assemblies conform to IEC 61439-3
IP40 IK07
Class II
Plastic material
Supplied with door

Pack	Cat.Nos		Number of rows	Number of modules per row	Total number of modules	Height (mm)	Width (mm)	Depth (mm)
	White door	Smoked Transparent door						
1	1 341 04	1 341 14	1	4	4	216	184	100
1	1 341 08	1 341 18	1	8	8	226	256	100
1	1 351 01	1 351 11	1	12	12	236	328	107
1	1 351 02	1 351 12	2	12	24	386	328	108
1	1 351 03	1 351 13	3	12	36	536	328	108
1	1 351 04	1 351 14	4	12	48	766	328	108
1	1 371 06	1 371 16	1	18	18	236	436	107
1	1 371 07	1 371 17	2	18	36	386	436	108
1	1 371 08	1 371 18	3	18	54	616	436	108
1	1 371 09	1 371 19	4	18	72	766	436	108
1	1 371 05	1 371 15	1	22	22	236	508	107

Cabinets supplied without terminal blocks

Practibox S flush-mounting & accessories

cabinets for masonry from 4 to 72 modules (for flush-mounting)



Technical characteristics p. 12

Allows to achieve assemblies conform to IEC 61439-3
IP40 IK07
Class II
Plastic material
Supplied with door
For brick and masonry walls
650° fireproof flush-mounting plastic boxes

Pack	Cat.Nos		Number of rows	Number of modules per row	Total number of modules	Height (mm)	Width (mm)	Depth (mm)
	White door	Smoked Transparent door						
1	1 340 04	1 340 14	1	4	4	215	184	100
1	1 340 08	1 340 18	1	8	8	225	256	100
1	1 350 01	1 350 11	1	12	12	235	328	102
1	1 350 02	1 350 12	2	12	24	385	328	103
1	1 350 03	1 350 13	3	12	36	535	328	103
1	1 350 04	1 350 14	4	12	48	765	328	103
1	1 370 06	1 370 16	1	18	18	235	436	102
1	1 370 07	1 370 17	2	18	36	385	436	103
1	1 370 08	1 370 18	3	18	54	615	436	103
1	1 370 09	1 370 19	4	18	72	765	436	103
1	1 370 05	1 370 15	1	22	22	235	508	102

Cabinets supplied without terminal blocks

Pack	Cat.Nos		Number of rows	Number of modules per row	Total number of modules	Height (mm)	Width (mm)	Depth (mm)
	White door	Smoked Transparent door						
1	1 340 24	1 340 34	1	4	4	215	184	100
1	1 340 28	1 340 38	1	8	8	225	256	100
1	1 350 21	1 350 31	1	12	12	235	328	102
1	1 350 22	1 350 32	2	12	24	385	328	103
1	1 350 23	1 350 33	3	12	36	535	328	103
1	1 350 24	1 350 34	4	12	48	765	328	103
1	1 370 26	1 370 36	1	18	18	235	436	102
1	1 370 27	1 370 37	2	18	36	385	436	103
1	1 370 28	1 370 38	3	18	54	615	436	103
1	1 370 29	1 370 39	4	18	72	765	436	103
1	1 370 25	1 370 35	1	22	22	235	508	102

Cabinets supplied without terminal blocks

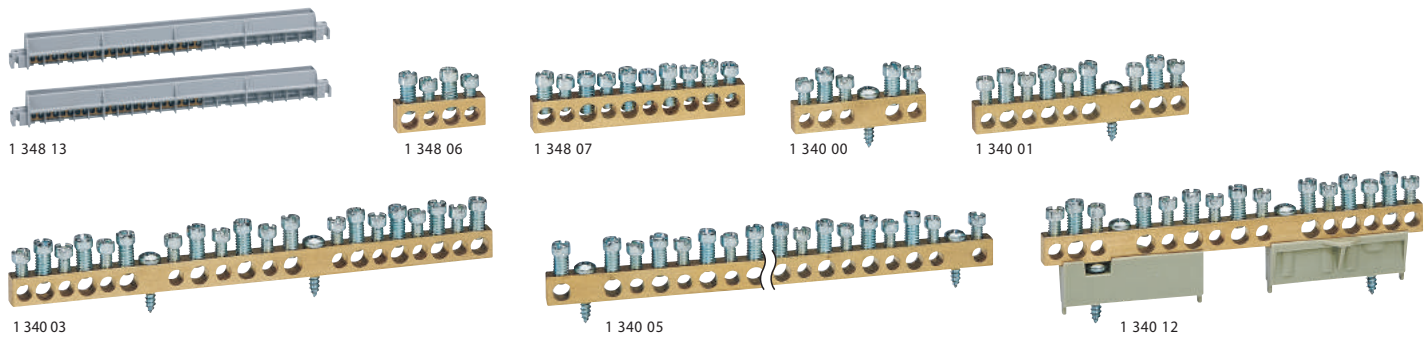
Pack	Cat.Nos	Accessories
1	1 341 00	Key lock Can be mounted on all sizes of flush and surface mounting enclosures
1	1 341 02	Horizontal and vertical joining kit for flush-mounting enclosure
1	4 018 56	Set of 4 wall fixing lugs for XL ² 125 and Practibox S surface mounting cabinets

Blanking plates

20	0 016 60	Separable per module or 1/2 module 5 modules
10	0 016 62	13 modules
10	0 016 64	18 modules

Practibox S

terminal blocks



Conform to IEC 60998-2-1

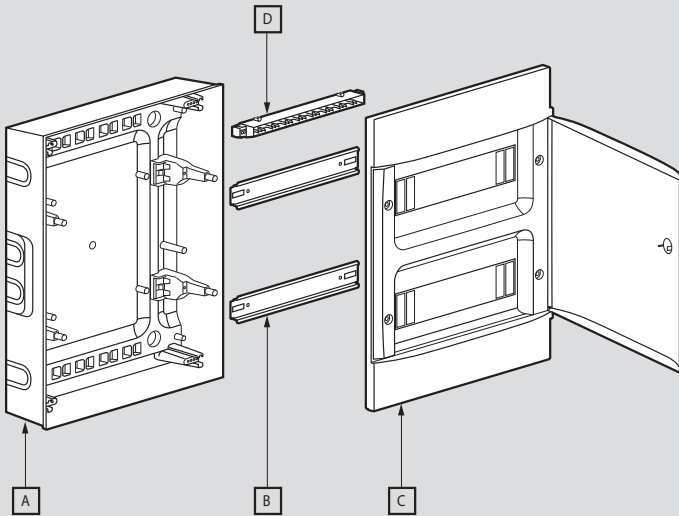
Pack	Cat.Nos	Earth terminal blocks
10	1 348 00	Brass terminal block with isolated support For 4 modules cabinets 1 x (2x16 ² + 2x10 ²); lcc: 6 kA
10	1 348 01	For 8 modules cabinets 1 x (3x16 ² + 3x10 ²); lcc: 6 kA
10	1 348 02	For 12 modules flush-mounting cabinets 1 x (12x16 ² + 12x10 ²); lcc: 6 kA
10	1 348 03	For 12 modules surface mounting cabinets 1 x (12x16 ² + 12x10 ²); lcc: 6 kA
10	1 348 04	For 1 row 18 modules flush-mounting cabinets 1 x (1x25 ² + 12x16 ²); lcc: 10 kA
10	1 348 05	For 18 modules cabinets: 1 to 4 rows surface mounting version and 2 to 4 rows flush-mounting version 1 x (1x25 ² + 26x16 ²); lcc: 10 kA
Earth and neutral terminal block		
10	1 348 10	Brass terminal block with isolated support For 4 modules cabinets 2 x (2x16 ² + 2x10 ²); lcc: 6 kA
10	1 348 11	For 8 modules cabinets 2 x (3x16 ² + 3x10 ²); lcc: 6 kA
10	1 348 12	For 12 modules flush-mounting cabinets 2 x (12x16 ² + 12x10 ²); lcc: 6 kA
10	1 348 13	For 12 modules surface mounting cabinets 2 x (12x16 ² + 12x10 ²); lcc: 6 kA
10	1 348 14	For 1 row 18 modules flush-mounting cabinets 2 x (1x25 ² + 12x16 ²); lcc: 10 kA
10	1 348 15	For 18 modules cabinets: 1 to 4 rows surface mounting version and 2 to 4 rows flush-mounting version 2 x (1x25 ² + 26x16 ²); lcc: 10 kA
10	1 348 16	For 22 modules cabinets 2 x (1x25 ² + 12x16 ²); lcc: 10 kA

Pack	Cat.Nos	Additional bare terminal blocks
		Bare brass terminal blocks to be integrated into Practibox S earth or earth & neutral terminal blocks Cat.Nos 1 348 00/01/02/03/10/11/12/13
10	1 348 06	4 holes 2x16 ² + 2x10 ² ; lcc: 6 kA
10	1 348 07	10 holes 5x16 ² + 5x10 ² ; lcc: 6 kA
Screw fixing bare terminal blocks		
Bare brass terminal blocks, to be fixed directly at the back of the Practibox S cabinets Supplied with fixing screws		
10	1 340 00	Earth terminal blocks 5 holes 2x16 ² + 3x10 ² ; lcc: 6 kA
10	1 340 01	9 holes 4x16 ² + 5x10 ² ; lcc: 6 kA
10	1 340 02	15 holes 7x16 ² + 8x10 ² ; lcc: 6 kA
10	1 340 03	20 holes 10x16 ² + 10x10 ² ; lcc: 6 kA
10	1 340 05	40 holes 20x16 ² + 20x10 ² ; lcc: 6 kA
Neutral terminal blocks		
10	1 340 10	5 holes 2x16 ² + 3x10 ² ; lcc: 6 kA
10	1 340 11	9 holes 4x16 ² + 5x10 ² ; lcc: 6 kA
10	1 340 12	15 holes 7x16 ² + 8x10 ² ; lcc: 6 kA
10	1 340 13	20 holes 10x16 ² + 10x10 ² ; lcc: 6 kA
10	1 340 15	40 holes 20x16 ² + 20x10 ² ; lcc: 6 kA

Practibox S

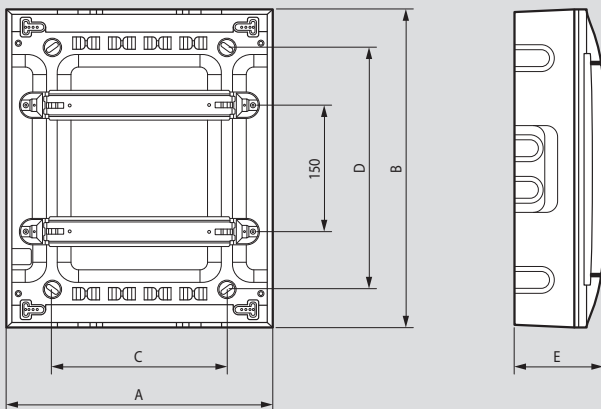
surface mounting cabinets - technical characteristics

Composition of distribution cabinets from 4 to 72 modules



- A: surface mounting box
- B: rail
- C: removable faceplate with white or transparent door
- D: terminal blocks (depending on the cabinet version)

Dimensions



Cat.Nos	Dimensions (mm)				
	A	B	C	D	E
1 341 04/14/24/34	184	216	72	120	100
1 341 08/18/28/38	256	226	150	120	100
1 351 01/11/21/31	328	236	210	140	107
1 351 02/12/22/32	328	386	210	290	108
1 351 03/13/23/33	328	536	210	440	108
1 351 04/14/24/34	328	766	210	600	108
1 371 06/16/26/36	436	236	320	140	107
1 371 07/17/27/37	436	386	320	290	108
1 371 08/18/28/38	436	616	320	470	108
1 371 09/19/29/39	436	766	320	620	108
1 371 05/15/25/35	508	236	390	140	107

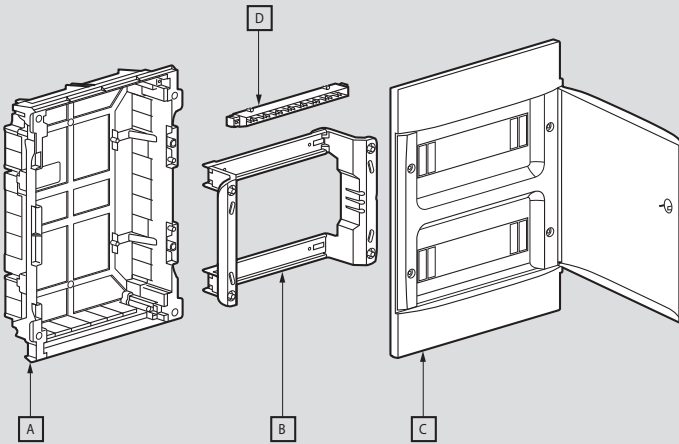
Number of blanking plates supplied per enclosure

Cat.Nos	Number of blanking plates 5 modules
1 341 04/14/24/34	-
1 341 08/18/28/38	-
1 351 01/11/21/31	-
1 351 02/12/22/32	1
1 351 03/13/23/33	1
1 351 04/14/24/34	1
1 371 06/16/26/36	1
1 371 07/17/27/37	1
1 371 08/18/28/38	2
1 371 09/19/29/39	2
1 371 05/15/25/35	1

Practibox S

flush-mounting cabinets for masonry and dry partitions - technical characteristics

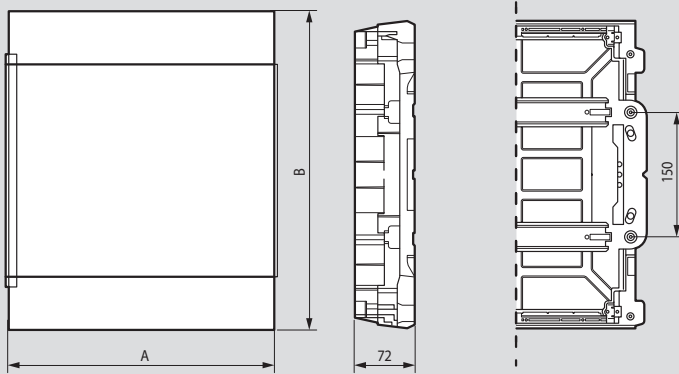
Composition of distribution cabinets from 4 to 72 modules



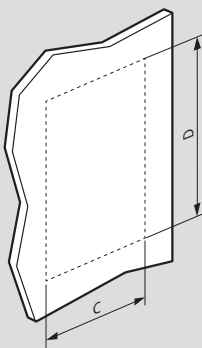
A: flush-mounting box for masonry or dry partitions
 B: removable chassis with leveling system

C: removable faceplate with white or transparent door
 D: terminal blocks (depending on the cabinet version)

Dimensions



Réf.	Dimensions (mm)			
	A	B	C	D
Cabinets for masonry				
1 340 04/14	184	215	166	215
1 340 08/18	256	225	238	225
1 350 01/11	328	235	310	235
1 350 02/12	328	385	310	385
1 350 03/13	328	535	310	535
1 350 04/14	328	765	310	685
1 370 06/16	436	235	418	235
1 370 07/17	436	385	418	385
1 370 08/18	436	615	418	535
1 370 09/19	436	765	418	685
1 370 05/15	508	235	490	235
Cabinets for dry partitions				
1 340 24/34	184	215	146	205
1 340 28/38	256	225	218	215
1 350 21/31	328	235	290	225
1 350 22/32	328	385	290	375
1 350 23	328	535	290	525
1 350 24	328	765	290	675
1 370 26	436	235	398	225
1 370 27	436	385	398	375
1 370 28	436	615	398	525
1 370 29	436	765	398	675
1 370 25	508	235	470	225



Cutting dimensions

Number of blanking plates supplied per enclosure

Cat.Nos	Number of blanking plates 5 modules
1 340 04/14/24/34	-
1 340 08/18/28/38	-
1 350 01/11/21/31	-
1 350 02/12/22/32	1
1 350 03/13/23/33	1
1 350 04/14/24/34	1
1 370 05/15/25/35	1
1 370 06/16/26/36	1
1 370 07/17/27/37	1
1 370 08/18/28/38	2
1 370 09/19/29/39	2

Practibox S

terminal blocks - technical characteristics

Number of connections per earth terminal block

Cat.Nos	Earth terminal blocks Screw connection		
	6 - 25 mm ²	1.5 - 16 mm ²	1.5 - 10 mm ²
1 348 00	-	2	2
1 348 01	-	3	3
1 348 02	-	12	12
1 348 03	-	12	12
1 348 04	1	12	-
1 348 05	1	26	-

Number of connections per neutral and earth terminal block

Cat.Nos	Neutral terminal blocks Screw connection			Earth terminal blocks Screw connection		
	6 - 25 mm ²	1.5 - 16 mm ²	1.5 - 10 mm ²	6 - 25 mm ²	1.5 - 16 mm ²	1.5 - 10 mm ²
1 348 10	-	2	2	-	2	2
1 348 11	-	3	3	-	3	3
1 348 12	-	12	12	-	12	12
1 348 13	-	12	12	-	12	12
1 348 14	1	12	-	1	12	-
1 348 15	1	26	-	1	26	-
1 348 16	1	12	-	1	12	-

Number of connections per additional bare terminal block

Cat.Nos	Earth terminal blocks		
	6 - 25 mm ²	1.5 - 16 mm ²	1.5 - 10 mm ²
1 348 06	-	2	2
1 348 07	-	5	5

Number of connections per screw fixing bare terminal block

Cat.Nos	Earth or neutral terminal blocks Screw connection		
	6 - 25 mm ²	1.5 - 16 mm ²	1.5 - 10 mm ²
1 340 00/10	-	2	3
1 340 01/11	-	4	5
1 340 02/12	-	7	8
1 340 03/13	-	10	10
1 340 05/15	-	20	20



FOLLOW US ON

@ www.legrand.com

 youtube.com/user/legrand

 twitter.com/legrand_news

 pinterest.com/legrandgroup



Head Office

and International Department
87045 Limoges Cedex - France

☎ : +33(0)5 55 06 87 87

Fax: +33(0)5 55 06 74 55

EX218033 - October 2018